

GSSI GROUP

LED GREENLIGHTING

Save Energy . . . Save Money . . . Save the Earth

Model SLA-50 Street Light

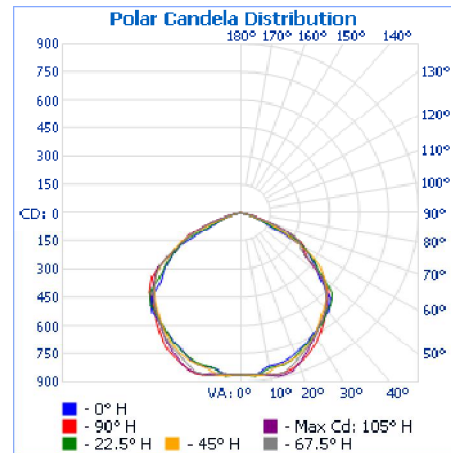


Specifications and Characteristics

(test results using warm white luminaire)

Lighting	
Luminaire:	4 High Power LEDs IESNA: LM-63
Rated Lumens:	3600 (True White); 2600 (Warm White)
Max Candela:	892.0 at Horizontal: 105°, Vertical 12.5°
Correlated Color Temperature (CCT):	True White: 5,000 ~ 7,000 K Warm White: 3,000 ~ 4,000 K
Color Rendering Index (CRI)	Ra > 80
Photometry:	Type C
Warranty:	8 Years, 60,000 hrs.
Electrical	
LED Watts:	46W
Total Watts:	50W
Rated Voltage:	100 - 240V
Input Wattage:	46.8
IP Rating:	65
Certification:	Laser Testing, CE, FCC, LVD, RoHS
Environmental	
Temperature Range Ambient:	-30°C ~ 50°C
Humidity Range	10% ~ 90% relative humidity
Packing Information	
Dimension:	19.8(l)x8.9(w)x5.5(h)
Net Weight:	14.3 lbs
Pieces per carton:	1

User adjustable 'wedge angle' to increase street side illumination and decrease house side illumination.
Includes an ANSI C136.10 compliant standard receptacle to accept GSSI's model PC-10C or other electronic photocontrols utilizing a 3-prong, locking plug.



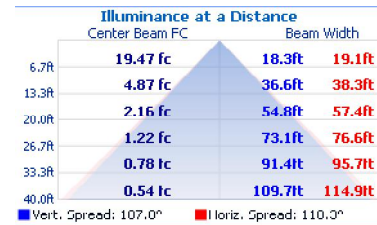
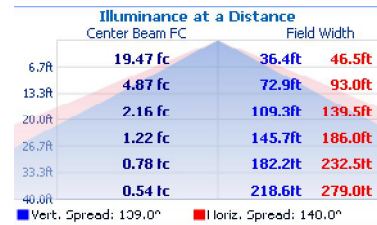
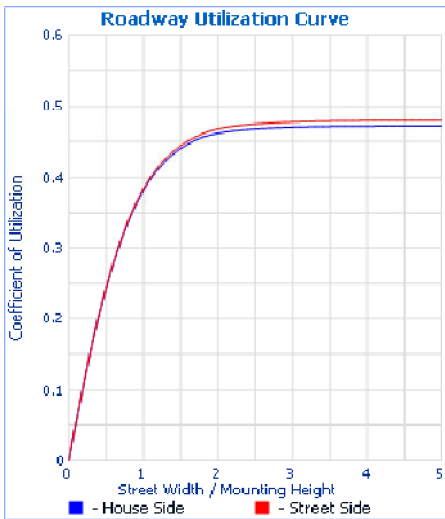
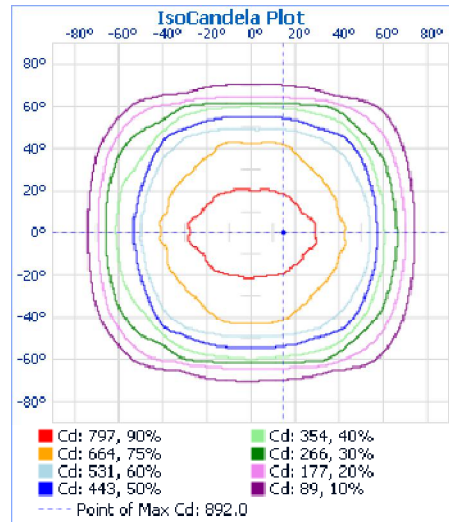
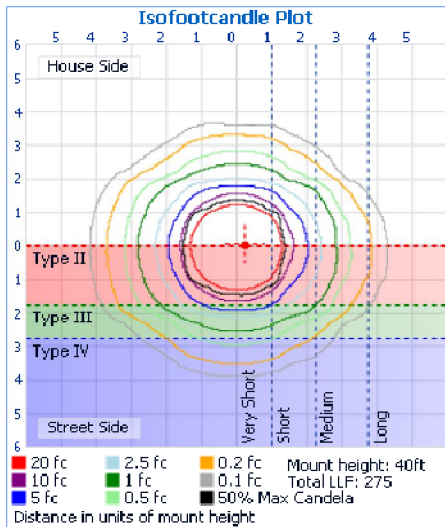
Roadway Summary		
Cutoff Classification:	CUTOFF	
Distribution:	TYPE III, SHORT	
Max CD, 90 Degree Vertical	1.2	
Max CD, 80 to <90 Degree:	21.5	
	Lumens	% Lamp
Downward Street Side:	1,172.5	48.5%
Downward House Side:	1,154.4	47.7%
Downward Total:	2,326.9	96.2%
Upward Street Side:	0.0	0.0%
Upward House Side:	0.0	0.0%
Upward Total:	0.0	0.0%
Total Lumens:	2,326.9	96.2%

GSSI GROUP

LED GREENLIGHTING

Save Energy . . . Save Money . . . Save the Earth

Model SLA-50 Street Light



Lumens Per Zone					
Zone	Lumens	% Total	Zone	Lumens	% Total
0-10	82.4	3.5%	90-100	0.0	0.0%
10-20	239.6	10.3%	100-110	0.0	0.0%
20-30	364.9	15.7%	110-120	0.0	0.0%
30-40	446.7	19.2%	120-130	0.0	0.0%
40-50	480.6	20.7%	130-140	0.0	0.0%
50-60	410.1	17.6%	140-150	0.0	0.0%
60-70	238.2	10.2%	150-160	0.0	0.0%
70-80	59.0	2.5%	160-170	0.0	0.0%
80-90	4.7	0.2%	170-180	0.0	0.0%

Zonal Lumen Summary			
Zone	Lumens	% Lamp	% Luminaire
0-30	686.9	28.4%	29.5%
0-40	1,133.5	46.9%	48.7%
0-60	2,024.3	83.7%	87.0%
60-90	301.9	12.5%	13.0%
0-90	2,326.2	96.2%	100.0%
90-180	0.0	0.0%	0.0%
0-180	2,326.2	96.2%	100.0%

Efficiency
Total: 96.2%